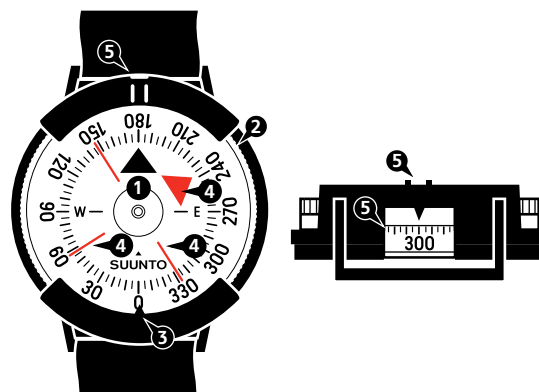


# SUUNTO M-9 COMPASS

## USER GUIDE

### 1. Compass anatomy

1. Compass card with triangle that points to magnetic north
2. Rotating capsule for setting direction to target
3. Bearing index for reading numerical bearing from compass card
4. Orienting indicators for aligning with cardinal directions on card to find direction to target
5. Notch and window for precise sighting of an object



### 2. Orienting the map

To better understand your surroundings, you should use your compass to first turn your map in the right direction. This ensures the geographic features around you are in the same general direction as you see them on the map.

1. Hold your compass level and look at the north triangle to see where north is.
2. Turn the map so that the northern upper edge is pointing north.

### 3. Maintaining direction of travel

You may lose sight of your target while moving. Use your Suunto M-9 to maintain direction of travel.

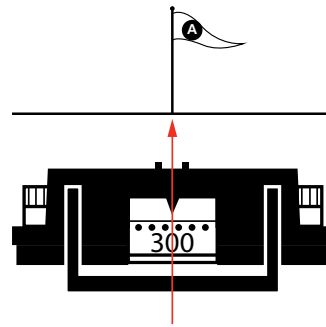
1. Find a visible target in the direction you want to travel.
2. Hold the compass level at chest height with sighting window facing you.
3. Turn the capsule until the orienting indicators are aligned with the cardinal directions on the card.

Travel towards target and check your direction when target is not visible by holding the compass as in step 2 above. If the orienting indicators and cardinal directions are not aligned, turn yourself until they are aligned and continue travelling in the corrected direction.

## 4. Sight a bearing

A bearing is the angle between direction to north and the direction to a target. This can be used for example in communicating directions with others or when finding your location.

1. Hold the compass level with the sighting window facing you at eye level.
2. Align the target with the sighting notch and bearing index.
3. Read the bearing from the sighting window.  
NOTE: Compensate for declination.




## 5. Care

Use only fresh water and mild soap for cleaning. Clean your compass regularly.


Operating/storage temperature:  
-30° C - +60° C / -22° F - +140° F



⚠ CAUTION: DO NOT APPLY SOLVENT OF ANY KIND.



⚠ CAUTION: DO NOT APPLY INSECT REPELLENT.



⚠ CAUTION: DO NOT KNOCK OR DROP.

## 6. SUUNTO INTERNATIONAL LIMITED WARRANTY

Suunto warrants that during the Warranty Period, as defined below, Suunto or Suunto Authorized Service Center will, at its sole discretion, remedy defects in materials or workmanship free of charge either by a) repairing, or b) replacing with similar product, or c) refunding, subject to the terms and conditions of this International Limited Warranty. This International Limited Warranty does not cover a) wear and tear, b) rough handling, c) modifications, d) exposure to chemicals, or e) misuse. Unless otherwise provided in applicable mandatory legislation, a) this International Limited Warranty is valid and enforceable regardless of the country of purchase, and b) to access the International Limited Warranty service, registration to MySuunto.com and proof of purchase is required. This International Limited Warranty does not affect your legal rights, granted under applicable mandatory legislation on the sale of consumer goods.

### Warranty Period

International Limited Lifetime Warranty:

Applicable to Suunto A, M, MC, MB and Clipper compasses.

The International Warranty Period is limited until such reasonable time as the product is no longer reasonably

usable due to wear and tear.

International Limited 2-year Warranty:

Applicable to Suunto AIM, Arrow, Orca-Pioneer and KB compasses.

The International Limited Warranty period is two (2) years from the date of original retail purchase.

### Limitation of Liability

TO THE MAXIMUM EXTENT PERMITTED BY APPLICABLE MANDATORY LAWS, THIS INTERNATIONAL LIMITED WARRANTY IS YOUR SOLE AND EXCLUSIVE REMEDY AND IS IN LIEU OF ALL OTHER WARRANTIES, EXPRESSED OR IMPLIED. SUUNTO SHALL NOT BE LIABLE FOR SPECIAL, INCIDENTAL, PUNITIVE OR CONSEQUENTIAL DAMAGES. SUUNTO SHALL NOT BE LIABLE FOR DELAY IN RENDERING WARRANTY SERVICE.

© Suunto Oy 2/2014, 3/2014, 12/2014, 3/2015, 5/2017.  
All Rights reserved. Subject to change without notice.

Suunto is a registered trademark of Suunto Oy.



## SUUNTO CUSTOMER SUPPORT

1. [www.suunto.com/support](http://www.suunto.com/support)  
[www.suunto.com/mysuunto](http://www.suunto.com/mysuunto)
2. 

Australia (24/7)	+61 1800 240 498
Austria	+43 720 883 104
Canada (24/7)	+1 855 624 9080
China	+86 400 661 1646
China - Hong Kong	+852 58060687
Finland	+358 9 4245 0127
France	+33 4 81 68 09 26
Germany	+49 89 3803 8778
Italy	+39 02 9475 1965
Japan	+81 3 4520 9417
Netherlands	+31 1 0713 7269
New Zealand (24/7)	+64 9887 5223
Russia	+7 499 918 7148
Spain	+34 91 11 43 175
Sweden	+46 8 5250 0730
Switzerland	+41 44 580 9988
UK (24/7)	+44 20 3608 0534
USA (24/7)	+1 855 258 0900