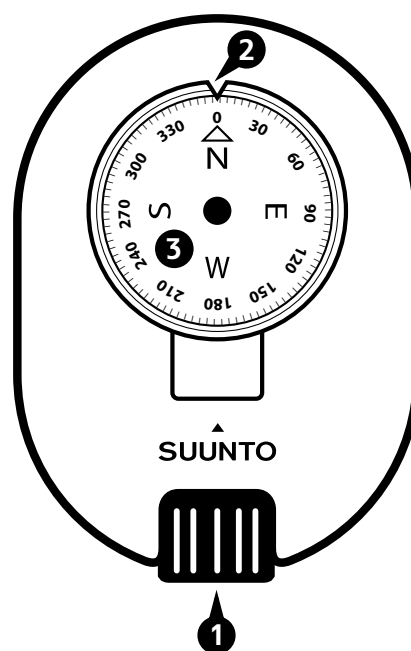


SUUNTO KB-20 COMPASS

USER GUIDE

1. Compass anatomy

1. Optics
2. Bearing index
3. Compass card



2. Orienting the map

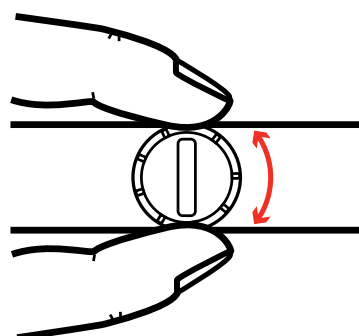
To better understand your surroundings, you should use your compass to first turn your map in the right direction. This ensures the geographic features around you are in the same general direction as you see them on the map.

1. Hold your compass level and look at the red end of the needle to see where north is.
2. Turn the map so that the northern upper edge is pointing north.

3. Adjust focus

1. Close one eye and look through optics.
2. Turn optics knob until numbers are clear.

NOTE: For best viewing, the oval-shaped aperture should be aligned with the sighting line.

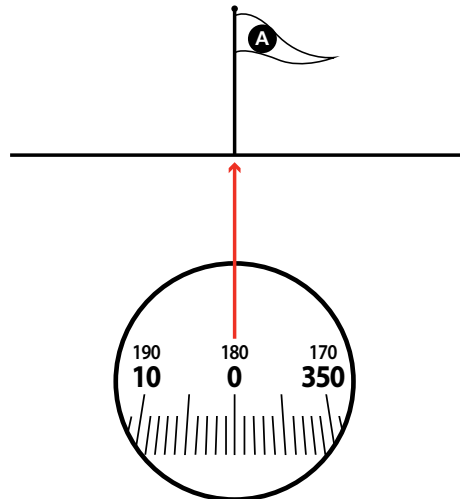


4. Sight a bearing

1. Keep both eyes open and look through optics towards target object. An optical illusion makes the object and sighting line appear to overlap, allowing an accurate reading.
2. Read value from sighting line.

The main scale is the bearing from you to the object. The secondary scale is the reverse bearing from the object to you.

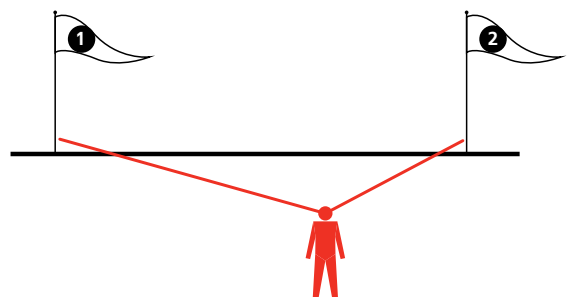
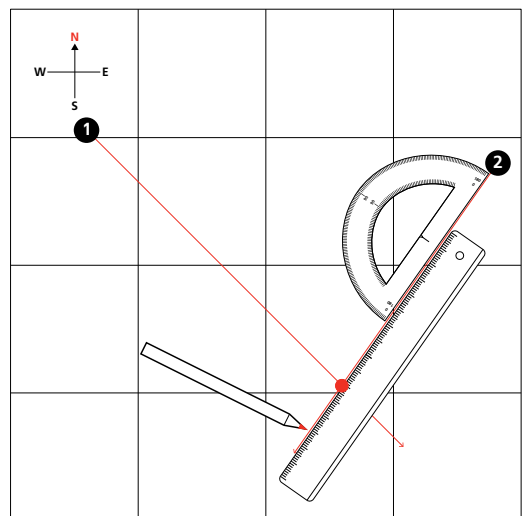
NOTE: IF YOUR EYES ARE NOT PARALLEL, AS IN THE CASE OF HETEROPHORIA, YOU MAY NEED TO SIGHT WITH ONE EYE. CHECK BY FIRST TAKING A READING WITH BOTH EYES OPEN. THEN CLOSE THE EYE LOOKING AT THE OBJECT. IF YOUR READING CHANGES SIGNIFICANTLY, USE JUST ONE EYE TO SIGHT OBJECT AND TAKE READING.



5. Triangulation

You can sight two or more bearings and use triangulation to accurately determine where you are.

1. Take reverse bearing of at least two objects visible from your viewpoint and indicated on your map.
2. Using a protractor and straight line tool, draw lines on map from position of objects according to measured bearings.
3. Estimate your current position based on where the lines intersect.



6. Care

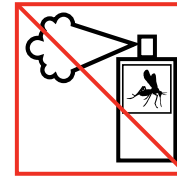
Use only fresh water and mild soap for cleaning. Clean your compass regularly.

To clean optics, unscrew optics knob until it comes completely out. Rinse interior cavity with water. Remove dust and excess water with cotton swab. Allow unit to dry completely before reassembling.

Operating/storage temperature:
-30° C - +60° C / -22° F - +140° F



⚠ CAUTION: DO NOT APPLY SOLVENT OF ANY KIND.



⚠ CAUTION: DO NOT APPLY INSECT REPELLENT.



⚠ CAUTION: DO NOT KNOCK OR DROP.

7. SUUNTO INTERNATIONAL LIMITED WARRANTY

Suunto warrants that during the Warranty Period, as defined below, Suunto or Suunto Authorized Service Center will, at its sole discretion, remedy defects in materials or workmanship free of charge either by a) repairing, or b) replacing with similar product, or c) refunding, subject to the terms and conditions of this International Limited Warranty. This International Limited Warranty does not cover a) wear and tear, b) rough handling, c) modifications, d) exposure to chemicals, or e) misuse. Unless otherwise provided in applicable mandatory legislation, a) this International Limited Warranty is valid and enforceable regardless of the country of purchase, and b) to access the International Limited Warranty service, registration to MySuunto.com and proof of purchase is required. This International Limited Warranty does not affect your legal rights, granted under applicable mandatory legislation on the sale of consumer goods.

Warranty Period

International Limited Lifetime Warranty:

Applicable to Suunto A, M, MC, MB and Clipper compasses.

The International Warranty Period is limited until such reasonable time as the product is no longer reasonably usable due to wear and tear.

International Limited 2-year Warranty:

Applicable to Suunto AIM, Arrow, Orca-Pioneer and KB compasses.

The International Limited Warranty period is two (2) years from the date of original retail purchase.

Limitation of Liability

TO THE MAXIMUM EXTENT PERMITTED BY APPLICABLE MANDATORY LAWS, THIS INTERNATIONAL LIMITED WARRANTY IS YOUR SOLE AND EXCLUSIVE REMEDY AND IS IN LIEU OF ALL OTHER WARRANTIES, EXPRESSED OR IMPLIED. SUUNTO SHALL NOT BE LIABLE FOR SPECIAL, INCIDENTAL, PUNITIVE OR CONSEQUENTIAL DAMAGES. SUUNTO SHALL NOT BE LIABLE FOR DELAY IN RENDERING WARRANTY SERVICE.

© Suunto Oy 2/2014, 3/2014, 12/2014, 3/2015, 5/2017.
All Rights reserved. Subject to change without notice.

Suunto is a registered trademark of Suunto Oy.



SUUNTO CUSTOMER SUPPORT

1. www.suunto.com/support
www.suunto.com/mysuunto
2.

Australia	+61 1800 240 498
Austria	+43 720 883 104
Canada	+1 800 267 7506
China	+86 010 84054725
Finland	+358 9 4245 0127
France	+33 4 81 68 09 26
Germany	+49 89 3803 8778
Italy	+39 02 9475 1965
Japan	+81 3 4520 9417
Netherlands	+31 1 0713 7269
New Zealand	+64 9887 5223
Russia	+7 499 918 7148
Spain	+34 91 11 43 175
Sweden	+46 8 5250 0730
Switzerland	+41 44 580 9988
UK	+44 20 3608 0534
USA	+1 855 258 0900