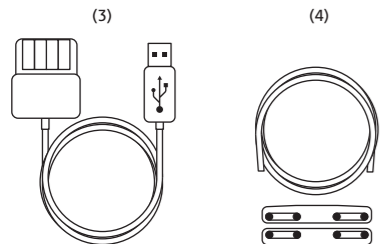
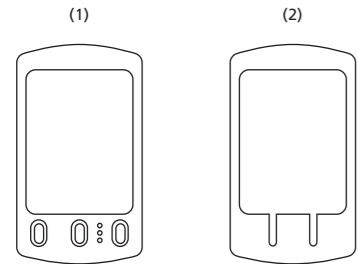


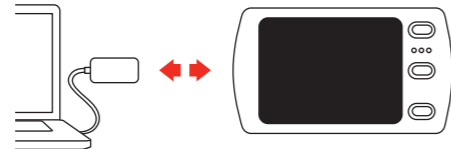
PARTS



- (1) Suunto EON Steel
- (2) Protective boot
- (3) USB cable
- (4) Bungee adapter

1. GET STARTED

1. Wake up the device by connecting the USB cable.




2. Follow the start up wizard to set up the device. When ready, the device goes to Surface mode.



3. Fully charge before first dive.

2. CUSTOMIZE

1. Connect your device.



2. Download and install DM5 software.



NOTE:
Do not disconnect cable while syncing.

3. After customizing your device, disconnect the USB cable.

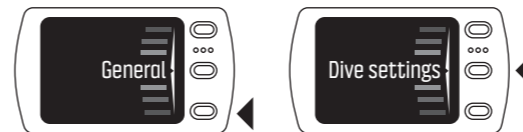
NOTE:
Buttons are locked while cable is connected.

3. SET DIVE SETTINGS

1. Keep middle button pressed to access menu.



2. Scroll with upper or lower button to **Dive settings** and select with middle button.



3. When settings are ready, keep middle button pressed to go back and exit.

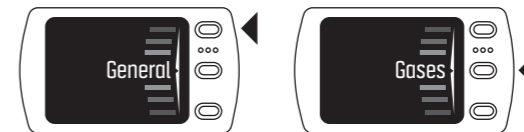


4. SET DIVE GAS(ES)

1. Keep middle button pressed to access menu.



2. Scroll with upper or lower button to **Gas** and select with middle button.



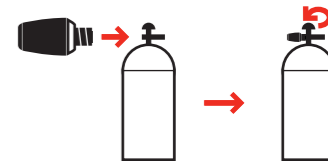
3. Select the gas according to your dive plan. Select Edit if your mix is not in the list.




NOTE:
In CCR mode, you can set both OC and CC gases.

5. PAIR SUUNTO TANK POD

1. Install Tank POD and open tank valve.



2. Wait for green LED on Tank POD to flash.
3. If your EON Steel has a blank screen, press any button to activate it.
4. Hold your device close to the Tank POD as shown.



5. Select the gas for the Tank POD.



WARNING:
The battery level indication shown when pairing the Tank POD is an approximation only. The POD battery may deplete faster than the indication suggests.

SUUNTO CUSTOMER SUPPORT

- www.suunto.com/support
www.suunto.com/mysuunto
- | | |
|-------------|-------------------|
| AUSTRALIA | +61 1800 240 498 |
| AUSTRIA | +43 720 883 104 |
| CANADA | +1 800 267 7506 |
| CHINA | +86 010 84054725 |
| FINLAND | +358 9 4245 0127 |
| FRANCE | +33 4 81 68 09 26 |
| GERMANY | +49 89 3803 8778 |
| ITALY | +39 02 9475 1965 |
| JAPAN | +81 3 4520 9417 |
| NETHERLANDS | +31 1 0713 7269 |
| NEW ZEALAND | +64 9887 5223 |
| RUSSIA | +7 499 918 7148 |
| SPAIN | +34 91 11 43 175 |
| SWEDEN | +46 8 5250 0730 |
| SWITZERLAND | +41 44 580 9988 |
| UK | +44 20 3608 0534 |
| USA | +1 855 258 0900 |

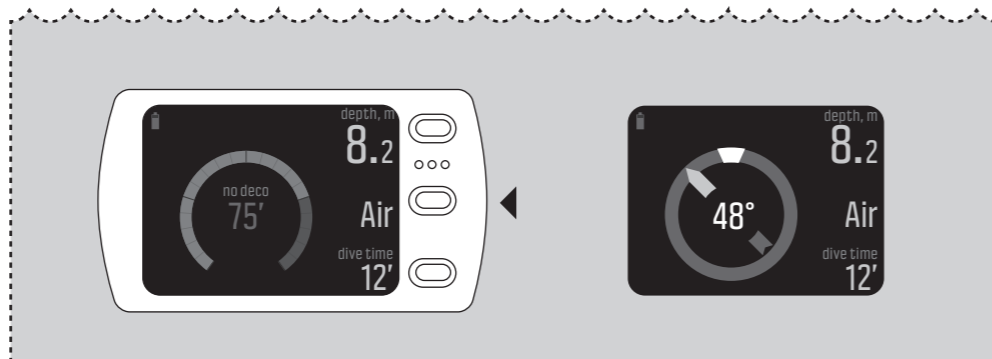
SUUNTO

© Suunto Oy 6 /2014, 3/2015, 10/2015. All rights reserved.
 Suunto is a registered trademark of Suunto Oy.

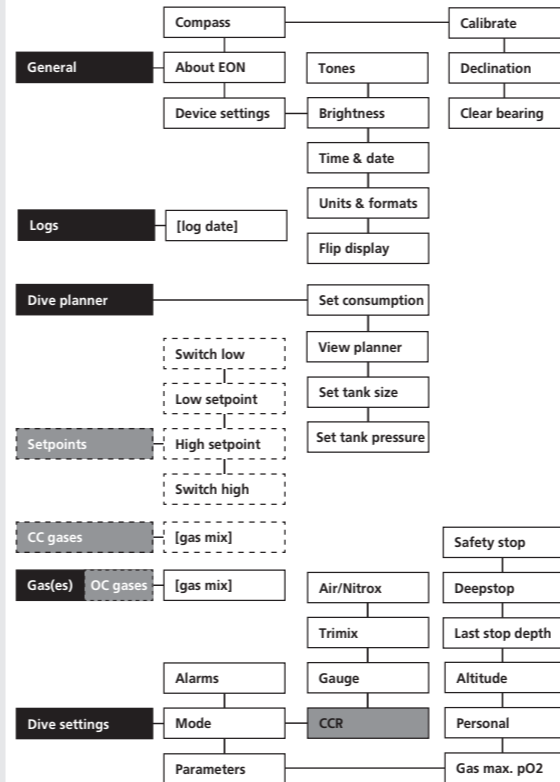


CHANGE VIEWS

NOTE:
 Thoroughly rinse and dry your device after diving, especially after salt-water dives.




MENU



LOW BATTERY ALERT

🔋 = dive hours remaining <3h



CE
 Suunto Oy hereby declares that this dive computer is in compliance with the essential requirements and other relevant provisions of Directive 1999/5/EC.

FCC
 This device complies with Part 15 of the FCC Rules. Operation is subject to the following two conditions:
 (1) this device may not cause harmful interference, and
 (2) this device must accept any interference received, including interference that may cause undesired operation. This product has been tested to comply with FCC standards and is intended for home or office use. Changes or modifications not expressly approved by Suunto could void your authority to operate this device under FCC regulations.

IC
 This device complies with Industry Canada licence-exempt RSS standard(s). Operation is subject to the following two conditions:
 (1) this device may not cause interference, and
 (2) this device must accept any interference, including interference that may cause undesired operation of the device.

Cet appareil est conforme aux normes RSS hors licence d'Industrie Canada. Son utilisation est soumise aux deux conditions suivantes :
 (1) cet appareil ne doit pas causer d'interférences,
 (2) cet appareil doit accepter toute interférence, y compris les interférences pouvant entraîner un fonctionnement non désiré de l'appareil.

SUUNTO EON STEEL 1.2 QUICK GUIDE

⚠ WARNING: Download and read complete User Guide before diving
www.suunto.com/support