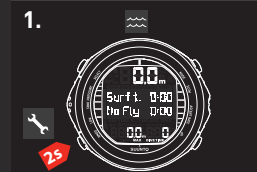


## SUUNTO WIRELESS TRANSMITTER (OPTIONAL)

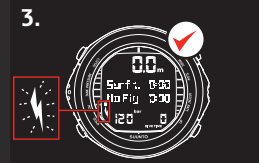
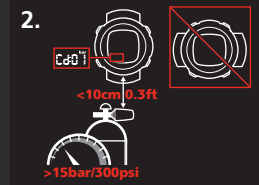
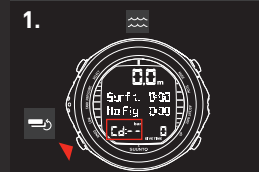
### 1. ACTIVATE



### LOW BATTERY



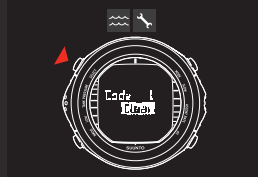
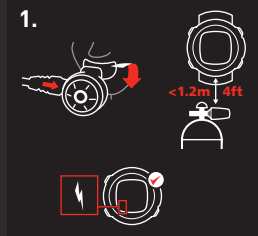
### 2. PAIR



### HIGH PRESSURE



### NO CONNECTION



## SUUNTO CUSTOMER SUPPORT

- [www.suunto.com/support](http://www.suunto.com/support)  
[www.suunto.com/mysuunto](http://www.suunto.com/mysuunto)
- |             |                   |
|-------------|-------------------|
| AUSTRALIA   | +61 1800 240 498  |
| AUSTRIA     | +43 720 883 104   |
| CANADA      | +1 800 267 7506   |
| CHINA       | +86 010 84054725  |
| FINLAND     | +358 9 4245 0127  |
| FRANCE      | +33 4 81 68 09 26 |
| GERMANY     | +49 89 3803 8778  |
| ITALY       | +39 02 9475 1965  |
| JAPAN       | +81 3 4520 9417   |
| NETHERLANDS | +31 1 0713 7269   |
| NEW ZEALAND | +64 9887 5223     |
| RUSSIA      | +7 499 918 7148   |
| SPAIN       | +34 91 11 43 175  |
| SWEDEN      | +46 8 5250 0730   |
| SWITZERLAND | +41 44 580 9988   |
| UK          | +44 20 3608 0534  |
| USA         | +1 855 258 0900   |

## SUUNTO

© Suunto Oy 8/2013, 6/2014, 3/2015. All rights reserved.  
 Suunto is a registered trademark of Suunto Oy.



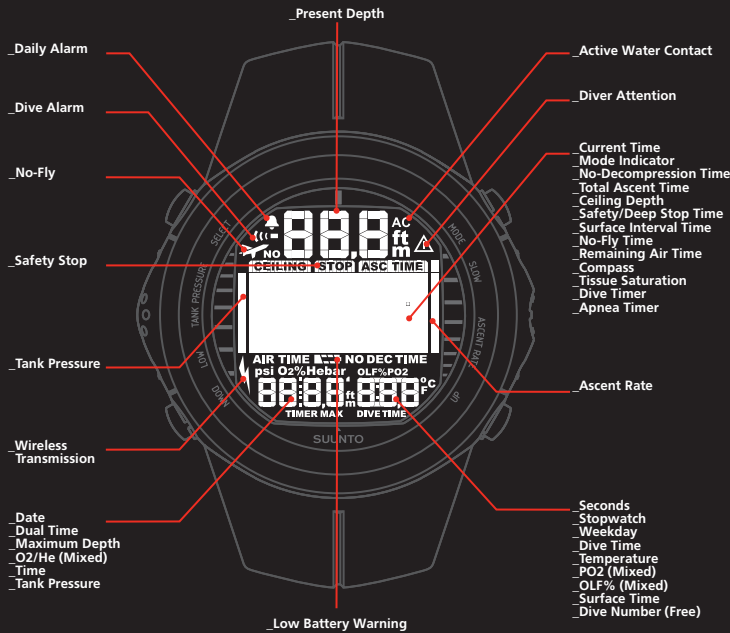
en



## SUUNTO D9tx QUICK GUIDE



Read complete User Guide on CD or  
[www.suunto.com/support](http://www.suunto.com/support)



**CHANGE MODES** **CHANGE VIEWS** **BACKLIGHT**

Three watch face icons illustrating different modes and views. The first shows a simple depth display. The second shows a more detailed view with multiple data fields. The third shows a view with a backlight icon and a '2s' timer.

**TIME** **SURFACE**

Two watch face icons. The first is labeled 'TIME' and shows a digital clock (10:22) and date (11.12 TH). The second is labeled 'SURFACE' and shows surface interval (00m), no-fly time (0:00), and remaining air time (00%).

**TIME** settings:

- Alarm
- Time
- Dual Time
- Date
- Units
- Backlight
- Contrast
- Tones
- Date
- Seconds
- Stopwatch
- Surface time (<100h)

**SURFACE** settings:

- Mixed Gas (M)
- Personal/Altitude (A,M)
- Tank pressure pairing (A,M,G)
- Tank pressure alarm (A,M,G)
- Depth alarm
- Depth notify alarm (F)
- Dive time alarm
- Surf time notify alarm (F)
- Sample rate
- Deepstop (A)
- Air Time (A, M)
- Units
- Air = A
- Mixed = M
- Gauge = G
- Free = F
- Off

**GET MORE**

[www.suunto.com/mysuunto](http://www.suunto.com/mysuunto)

MSUUNTO

videos guides Q&A repair help

**ENTER SETTINGS** **EXIT SETTINGS** **CHANGE SETTINGS**

Three watch face icons showing settings navigation. The first shows an 'Alarm' field with a '2s' timer. The second shows the same field with a red arrow pointing to the right. The third shows a more complex settings screen with multiple fields and a '2s' timer.

**PLAN** **MEMORY (MEM)**

Two watch face icons. The first is labeled 'PLAN' and shows a depth of 150m and a gauge of 47. The second is labeled 'MEMORY (MEM)' and shows a depth of 48m and a gauge of 36.

**PLAN** settings:

- Max depth
- Time
- O2/He (M)
- (Tank pressure)
- PO2 (M)
- OLF% (M)
- Dive time
- Temperature
- Dive Number (F)

**MEMORY (MEM)** settings:

- Scuba History
- Free Dive History

**DIVE (AIR / MIXED / GAUGE / FREE)** **COMPASS**

Two watch face icons. The first is labeled 'DIVE (AIR / MIXED / GAUGE / FREE)' and shows a depth of 150m and a gauge of 46. The second is labeled 'COMPASS' and shows a depth of 154m and a gauge of 125.

**DIVE (AIR / MIXED / GAUGE / FREE)** settings:

- Max depth
- Time
- O2/He (M)
- (Tank pressure)
- PO2 (M)
- OLF% (M)
- Dive time
- Temperature
- Dive Number (F)

**COMPASS** settings:

- Calibrate
- Declination
- Timeout